


Step by Step Instructions MSU Domestic Osteopathic Early Start

Step 1

Visit <http://4studenthealth.relationinsurance.com/plan/domestic-student-health-plan-2018-2019-1673/>

Step 2

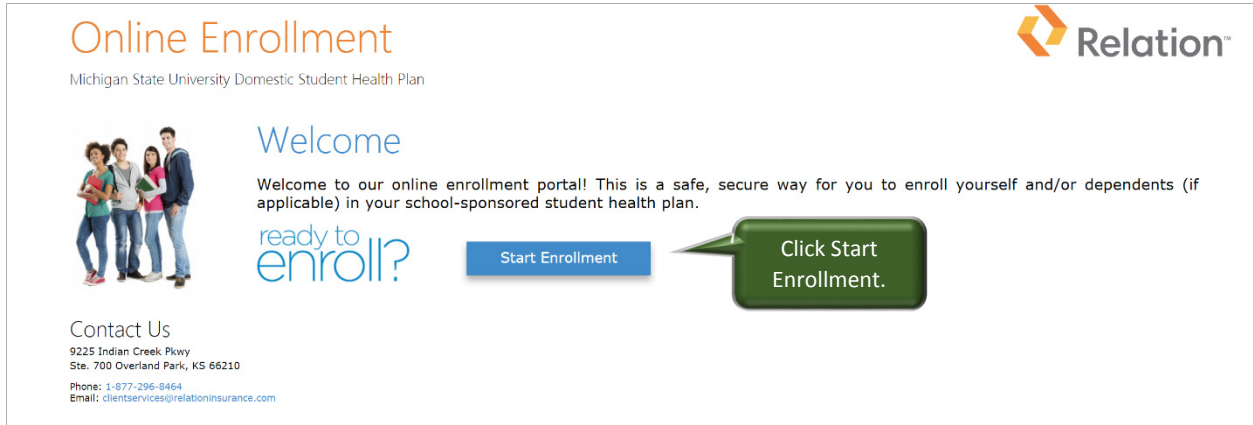
Click Enroll




The screenshot shows the Relation insurance portal interface. At the top, there is a banner with the Relation logo and a group of diverse students. Below the banner, a teal "WELCOME" button is centered. To the left is the Michigan State University logo. In the center, text reads "Below you will find useful information about the Michigan State University Domestic Student Health Plan". To the right, a dropdown menu shows "Currently displaying: PLAN YEAR: Current Year" with a downward arrow. Below this is a dark grey "IMPORTANT MESSAGES" section with a "Contact Information" heading and the text "For questions regarding enrollment, or if you need any additional assistance, contact Relation Insurance Services at (877) 296-8464." At the bottom, a teal "HELPFUL QUICK LINKS" section contains three icons: "Enroll" (a clipboard icon), "ID Card" (a document icon), and "MSU Health Plan Page" (a laptop icon). A green callout box with a speech bubble points to the "Enroll" button, containing the text "Click on the Enroll button."

Step 3

Click Start Enrollment.



Online Enrollment
Michigan State University Domestic Student Health Plan



Welcome

Welcome to our online enrollment portal! This is a safe, secure way for you to enroll yourself and/or dependents (if applicable) in your school-sponsored student health plan.

ready to enroll?

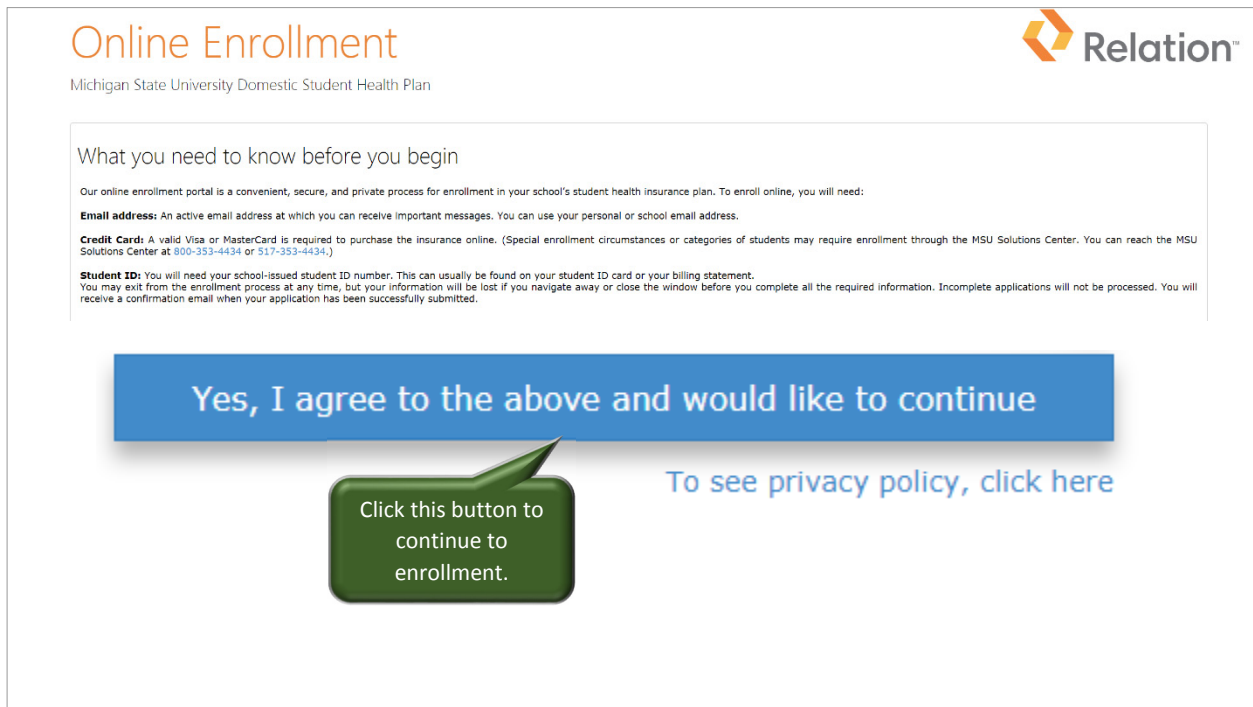
[Start Enrollment](#)

Click Start Enrollment.


Contact Us
9225 Indian Creek Pkwy
Ste. 700 Overland Park, KS 66210
Phone: 1-877-296-8464
Email: clientservices@relationinsurance.com

Step 4

Online Enrollment – scroll to the bottom of the page and click – Yes, I agree button.



Online Enrollment
Michigan State University Domestic Student Health Plan



What you need to know before you begin

Our online enrollment portal is a convenient, secure, and private process for enrollment in your school's student health insurance plan. To enroll online, you will need:

Email address: An active email address at which you can receive important messages. You can use your personal or school email address.

Credit Card: A valid Visa or MasterCard is required to purchase the insurance online. (Special enrollment circumstances or categories of students may require enrollment through the MSU Solutions Center. You can reach the MSU Solutions Center at 800-353-4434 or 317-333-4434.)

Student ID: You will need your school-issued student ID number. This can usually be found on your student ID card or your billing statement. You may exit from the enrollment process at any time, but your information will be lost if you navigate away or close the window before you complete all the required information. Incomplete applications will not be processed. You will receive a confirmation email when your application has been successfully submitted.

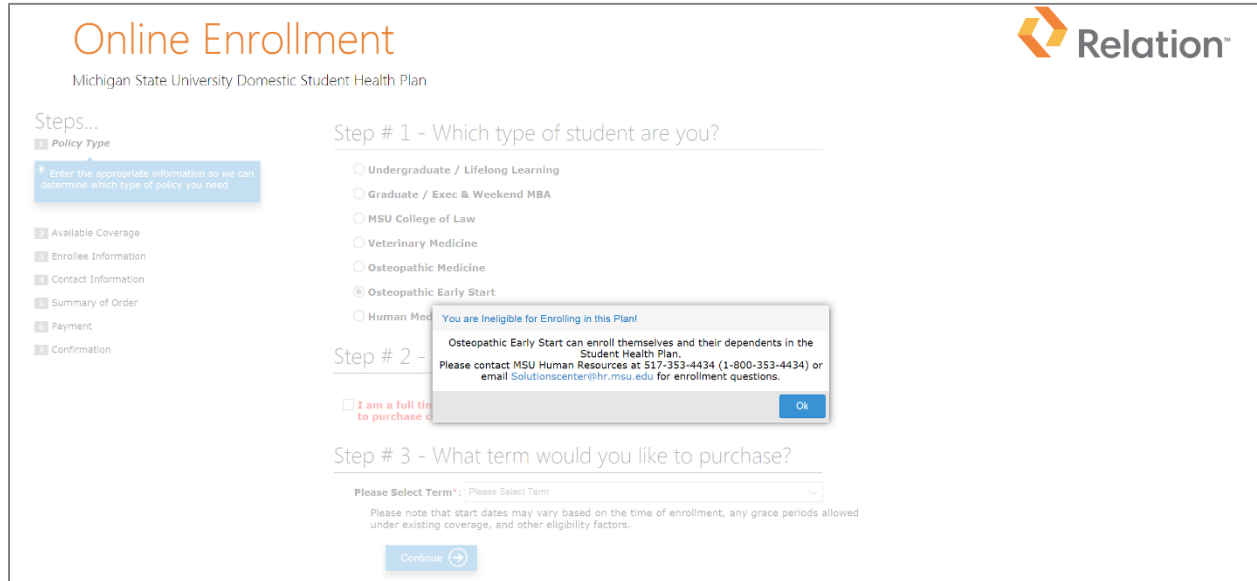
[Yes, I agree to the above and would like to continue](#)

To see privacy policy, click [here](#)

Click this button to continue to enrollment.

Step 5

If you have selected Osteopathic Early Start, please follow the instructions below to enroll.



Online Enrollment
Michigan State University Domestic Student Health Plan

Steps...
1 Policy Type
2 Available Coverage
3 Enrollee Information
4 Contact Information
5 Summary of Order
6 Payment
7 Confirmation

Step # 1 - Which type of student are you?

- Undergraduate / Lifelong Learning
- Graduate / Exec & Weekend MBA
- MSU College of Law
- Veterinary Medicine
- Osteopathic Medicine
- Osteopathic Early Start
- Human Med

Step # 2 -

I am a full time student to purchase a plan

Step # 3 - What term would you like to purchase?

Please Select Term*: Please Select Term

Please note that start dates may vary based on the time of enrollment, any grace periods allowed under existing coverage, and other eligibility factors.

Continue

You are Ineligible for Enrolling in this Plan!
Osteopathic Early Start can enroll themselves and their dependents in the Student Health Plan.
Please contact MSU Human Resources at 517-353-4434 (1-800-353-4434) or email Solutionscenter@hr.msu.edu for enrollment questions.

Ok